

TYPE A

3 Bdrm
81 sqm / 872 sqft

#02-02
#03-02
#04-02



UNIT HIGHLIGHTS

- 3.5M Floor-to-Floor Height
- Swimming Pool View
- Current Unblocked View to the east for level 4 unit



KEY PLAN NOT TO SCALE



TYPE A-G

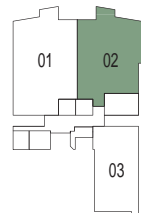
3+1 Bdrm
101 sqm / 1087 sqft

#01-02



UNIT HIGHLIGHTS

- 4.3M Floor-to-Floor Height
- Direct Access to Pool and Pavilion
- Direct Access to Communal Areas



KEY PLAN NOT TO SCALE



TYPE C-G

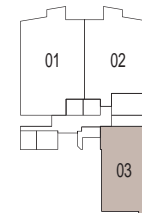
3 Bdrm
74 sq m / 797 sqft

#01-03




UNIT HIGHLIGHTS

- 4.3M Floor-to-Floor Height
- Direct Access to Greenery and Fitness Area
- Direct Access to Communal Areas



KEY PLAN NOT TO SCALE



TYPE B

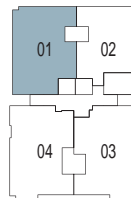
4 Bdrm
100 sqm / 1076 sqft

#02-01
#03-01
#04-01



UNIT HIGHLIGHTS

- 3.5M Floor-to-Floor Height
- Swimming Pool View
- Current Unblocked View to CBD for level 4 unit



KEY PLAN NOT TO SCALE



TYPE C

4 Bdrm
105 sqm / 1130 sqft

#02-03
#03-03
#04-03



UNIT HIGHLIGHTS

- 3.5M Floor-to-Floor Height
- Greenery & Green roofs View
- Current Unblocked View to the east for level 4 unit



KEY PLAN NOT TO SCALE



TYPE D

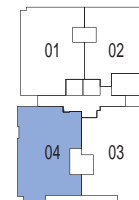
4 Bdrm
105 sqm / 1130 sqft

#02-04
#03-04
#04-04



UNIT HIGHLIGHTS

- 3.5M Floor-to-Floor Height
- Greenery & Green roofs View
- Current Unblocked View to the city for level 4 unit



KEY PLAN NOT TO SCALE



TYPE B-G

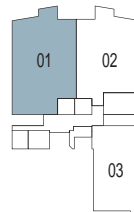
4+1 Bdrm
118 sqm / 1270 sqft

#01-01



UNIT HIGHLIGHTS

- 4.3M Floor-to-Floor Height
- Direct Access to Pool and Pavilion
- Direct Access to Communal Areas



KEY PLAN NOT TO SCALE

